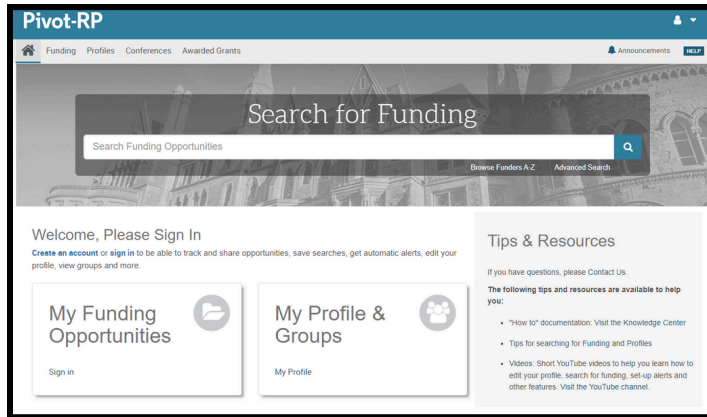
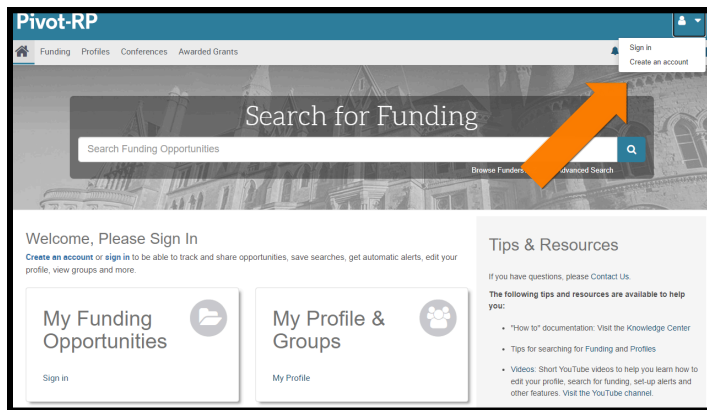


Navigating through Pivot - OSU

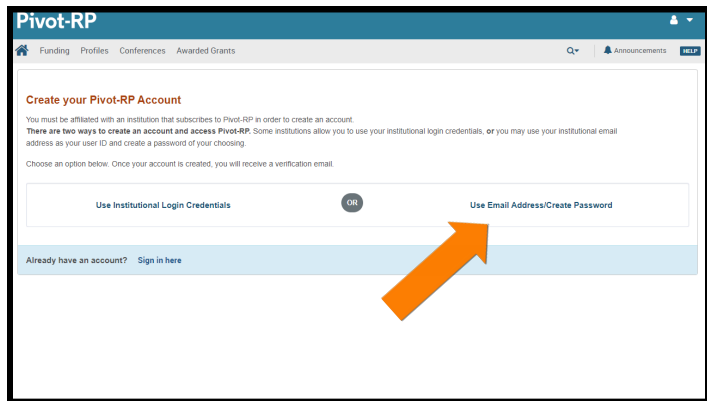


1. Go to [Pivot-RP](https://pivot.proquest.com/dashboard)

<https://pivot.proquest.com/dashboard>



2. On the sign-in screen, select **Create an account**



3. Click **Use Email Address/Create Password**

Create a password and select your institution from the member institution drop-down.

All fields required.

Name

First Middle

Institution Email

Password

Re-enter password

- Use at least 8 characters
- Use at least 1 lower-case character
- Use at least 1 upper-case character
- Use at least 1 digit or special character (!@#%\$%^&*)

Affiliated Member Institution

Oklahoma State University

4. Use your 'okstate.edu' email address

We will contact you in the Spring when your Okey credentials can be used for a single sign-on process in Pivot-RP.

Below are helpful resources to get started in Pivot:

ExLibris Knowledge Center
Part of Clarivate

More Sites System Status Submit a Case

Search under current path Pivot-RP

Home > Pivot > Product Documentation

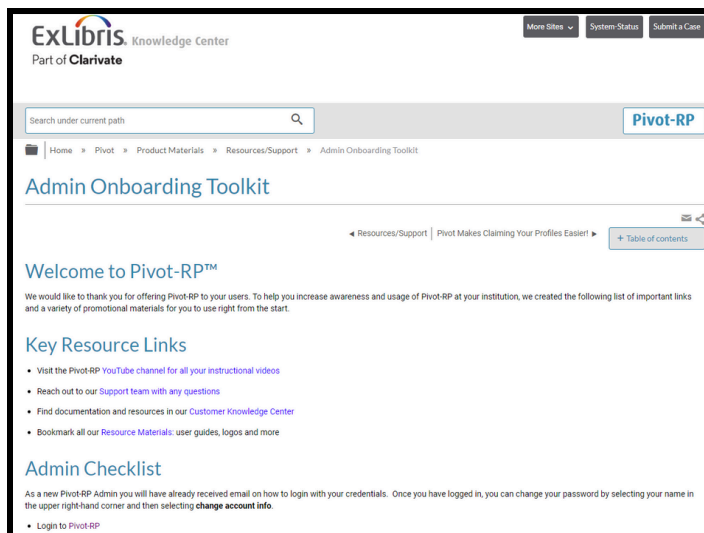
Product Documentation

◀ Pivot | Pivot-RP Overview ▶

<p>Pivot-RP Overview</p> <p>Pivot-RP is an online suite of tools for researchers and faculty that is accessible using a web browser.</p>	<p>Getting Started with Pivot-RP</p> <p>Creating and managing an account, logging in and out, Pivot's user interface, changing your account settings, claiming or creating your profile, and working with user groups.</p>	<p>Searching for Funding Opportunities</p> <p>Searching options and funding types.</p>
<p>Viewing and Managing Funding Opportunities</p> <p>Viewing, exporting, filtering, saving, rerunning, tracking, and working with alerts and deadlines.</p>	<p>Recommending and Sharing Funding Opportunities</p> <p>Admin: working with curated lists and saved searches.</p>	<p>Pivot-RP Profiles</p> <p>Searching options, viewing and updating your profile.</p>

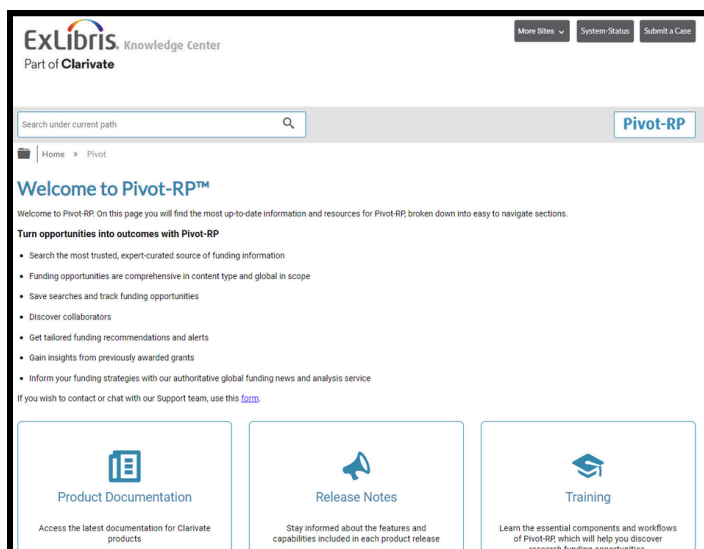
[Getting Started with Pivot-RP](#) provides helpful information to get the most out of your Pivot-RP subscription.

[Product Documentation - Ex Libris Knowledge Center](#)



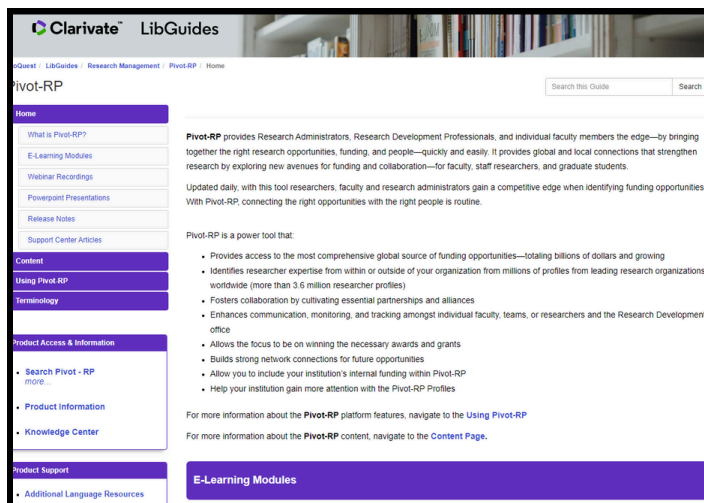
[Onboarding toolkit](#) provides onboarding tips, important links, and a variety of promotional materials for you to use right from the start.

[Admin Onboarding Toolkit - Ex Libris Knowledge Center](#)



This [Pivot-RP Knowledge Center](#) contains additional information to help you get started.

[Pivot - Ex Libris Knowledge Center](#)



The [Pivot-RP LibGuide](#) contains useful on-demand training and education support resources for end-users and administrators.

[Home - Pivot-RP - LibGuides at ProQuest](#)

[Quick Start Guides](#) that you can post and distribute to your faculty, researchers and students as you see fit. You can modify and customize these guides for your community

[Pivot-RP Guides - Ex Libris Knowledge Center](#)

Learn how to create an account, set up alerts and much more by accessing the [Pivot-RP YouTube channel](#).

[Pivot-RP Training - YouTube](#)

We recommend bookmarking this [Resources/Support](#) page to find additional resources; Toolkits, Tips, Case studies, logos, etc.

[Resources/Support - Ex Libris Knowledge Center](#)

Clarivate ProQuest Ex Libris Innovative Search...

Home Manage Cases Submit a Case Contact Us Platform Status

Pivot-RP

Ex Libris Pivot-RP Support

Please complete the form below to submit a case or click "CHAT WITH AN AGENT" button if an

(*) INDICATES REQUIRED FIELD

* First Name

* Last Name

* Email

Institution / Company

Category

* Subject

* Description

Privacy regulations require that we get your consent to continue to collect, store and use the personal information submitted for account creation or collected while using our services.

I consent to the collection and use of my personal information consistent with the Privacy Policy I acknowledge that use of the service is subject to the Terms & Conditions.

* Agree & Proceed

We will follow up with more training resources. The Pivot-RP support team is also available to assist you and your users with any issues. Please don't hesitate to reach out to them.

<https://support.proquest.com/s/pivot>